

# RUBEN CHAVIRA ELEMENTARY

## Campus Improvement Plan

### 2017/2018

*Maria E. Correa, Principal*

*Ruben Chavira Elementary*  
*Cougar Pride!*

Maria E. Correa  
830-778-4668

maria.correa@sldr-cisd.org

# RUBEN CHAVIRA ELEMENTARY

## **Mission**

*Our school community will promote leadership skills to empower our students to become responsible and educated citizens.*

## **Vision**

*Creating leaders one child at a time.*

### Nondiscrimination Notice

RUBEN CHAVIRA ELEMENTARY does not discriminate on the basis of race, color, national origin, sex, or disability in providing education services, activities, and programs, including vocational programs, in accordance with Title VI of the Civil Rights Act of 1964, as amended; Title IX of the Educational Amendments of 1972; and section 504 of the rehabilitation Act of 1973; as amended.

# RUBEN CHAVIRA ELEMENTARY Site Base

Name	Position
Correa, Maria E.	Principal
Escamilla, Debra	Counselor
Heath, Patricia	Kinder Leader
Hernandez, Brenda	4th Grade Leader
Hernandez, Juanita	Parent Representative
Hernandez, Patricia	2nd Grade Leader
Medina, Bernice	5th Grade Leader
San Miguel, Oscar	Business Community Leader
San Miguel, Sandra	3rd Grade Leader
Smith, Mia	Master Reading Teacher
Vazquez, Anna	Attendance Clerk
Vela-Ochoa, Karina	Special Ed Teacher
White, Lynette	1st Grade Leader

# No Child Left Behind Performance Goals

*(These goals have not been updated by the U.S. Department of Education as of the 2017/2018 school year.)*

- Goal 1.** By 2013-2014, all students will reach high standards, at a minimum attaining proficiency or better in reading/language arts and mathematics.
- Goal 2.** All limited English proficient students will become proficient in English and reach high academic standards, at a minimum attaining proficiency or better in reading/language arts and mathematics.
- Goal 3.** By 2005-2006, all students will be taught by highly qualified teachers.
- Goal 4.** All students will be educated in learning environments that are safe, drug-free, and conducive to learning.
- Goal 5.** All students will graduate from high school.

# Strategic Priorities

**Priority 1.** Recruit, support, and retain teachers and principals

**Priority 2.** Build a foundation of reading and math

**Priority 3.** Connect high school to career and college

**Priority 4.** Improving low-performing schools

# RUBEN CHAVIRA ELEMENTARY

**Goal 1.** The District shall maintain a safe environment, utilize quality curriculum and diverse instructional opportunities to ensure student achievement at the highest standards of excellence.

**Objective 1.** By June 2018, STAAR Math scores will improve to 90% for all students.

Activity/Strategy	Person(s) Responsible	Timeline	Resources	Evaluation
1. Analyze campus data for continued improvement in student achievement and instructional decision-making using DMAC as resources including state assessment data (STAAR) and TELPAS and district assessments (Title I SW: 1,2,3,6,8) (Title I TA: 1,2,4) (Target Group: All)	Campus Administrators, Cluster/Department Leaders, Curriculum Coordinators, Master Reading Teachers, Strategists, Teachers	August 2017 - June 2018	(S)Local Funds - \$393	Summative - Summatives, Formatives, Planning Minutes, Plans of Action, Increase of student achievement
2. Schedule at-risk and Tier 2 and Tier 3 students an additional 30-60 minutes of: small group instruction, independent instruction, targeted tutoring during or after school, and Saturday camps. (Title I SW: 2) (Title I TA: 1,4) (Target Group: All, AtRisk)	Campus Administrators, Counselors, Master Reading Teachers, Strategists, Teachers	August 2017 - June 2018	(S)Local Funds - \$1,219	Summative - Report cards, progress reports, formative and summative assessments, iStation reports, DMAC reports
3. Provide supplemental STAAR materials for 3rd-5th grades in all STAAR academic subjects for improvement in student achievement. (Lonestar Math and Reading, Mentoring Minds Content Specific Workbooks and teacher editions, Countdown to STAAR, Fast Focus). (Title I SW: 3,9,10) (Title I TA: 1) (Target Group: 3rd, 4th, 5th)	Campus Administrators, Teachers	August 2017 - June 2018	(F)Title I - \$0, (S)Local Funds - \$1,220	Summative - Lesson Plans, Tutoring Plans, Formatives and Summatives, Increase in STAAR performance.
4. Continued implementation the curriculum with vertical and horizontal alignment in place in all subject areas. (Title I SW: 2,3,10) (Target Group: All)	Campus Administrators, Cluster/Department Leaders, Curriculum Coordinators, Master Reading Teachers, Strategists, Teachers	August 2017 - June 2018	(F)Title I - \$0, (S)Local Funds - \$0	Summative - Lesson Plans. District Curriculum Committee Cluster Meeting Notes Walk Throughs Student Performance Results STAAR
5. Monitor students in special populations through student performance, attendance and participation, based on progress reports, report card grades, PEIMS intervention forms and formal evaluation programs: TELPAS, STAAR, and TERRA NOVA. (Title I SW: 3,4,5,8,9) (Title I TA: 8) (Target Group: Migrant, LEP, SPED, GT, AtRisk, Dys)	Campus Administrators, Cluster/Department Leaders, Strategists, Teachers	August 2017 - June 2018	(S)Local Funds - \$1,000	Summative - Improved student performance.

# RUBEN CHAVIRA ELEMENTARY

**Goal 1.** The District shall maintain a safe environment, utilize quality curriculum and diverse instructional opportunities to ensure student achievement at the highest standards of excellence.

**Objective 1.** By June 2018, STAAR Math scores will improve to 90% for all students.

Activity/Strategy	Person(s) Responsible	Timeline	Resources	Evaluation
6. Provide focused intervention and remediation in math to at-risk students by providing Saturday Camps. (Title I SW: 1,2,4,9) (Title I TA: 1,4) (Target Group: ECD, LEP, AtRisk, 3rd, 4th, 5th)	Campus Administrators, Cluster/Department Leaders, Instructional Coaches, Teachers	Sept 2017 - May 2018	(S)Local Funds - \$2,000	Summative - Improved cycle grades and reduced failure rate. (Data disaggregated by ED, at risk, LEP, special education, 504)
7. Provide job-embedded professional development in math for teachers via planning protocol. Teachers shall use Planning Protocol Dashboard to access the district curriculum documents. (Title I SW: 1,2,3,4,8,9,10) (Target Group: All)	Campus Administrators, Cluster/Department Leaders, Curriculum Coordinators, Master Reading Teachers, Strategists, Teachers	August, 2017 to June, 2018	(F)Title I	Summative - Summative-Formative Participation Log, CWT Summatives: Unit Assessments, T-TESS



# RUBEN CHAVIRA ELEMENTARY

- Goal 1.** The District shall maintain a safe environment, utilize quality curriculum and diverse instructional opportunities to ensure student achievement at the highest standards of excellence.
- Objective 2.** By June 2018 STAAR Reading scores will improve to 90% for all students.

Activity/Strategy	Person(s) Responsible	Timeline	Resources	Evaluation
1. Continue the Accelerated Reader program in grades K-5 to motivate students to read, increase student reading endurance, comprehension, fluency, and performance on assessments (Title I SW: 3,9,10) (Title I TA: 1) (Target Group: All)	Librarian, Teachers	August 2017 - June 2018	(S)Local Funds - \$2,000	Summative - AR Reports, Increase in student STAAR Reading performance
2. Campus-wide reading initiatives have been put into place to ensure a literacy rich environment such as the use of word walls, guided reading instruction, displayed student writing, and various other intervention programs and materials (Rewards, Comprehension Toolkits) (Title I SW: 1,4,9,10) (Title I TA: 1,3,4,6) (Target Group: All)	Campus Administrators, Cluster/Department Leaders, Librarian, Master Reading Teachers, Strategists, Teachers	August 2017 - June 2018	(S)Local Funds - \$1,200	Summative - Assessment data, lesson plans, walkthroughs
3. Provide focused intervention and remediation in Reading for all students, including at-risk, specifically our ELL students, by providing Power Hour, a 55 minute block of focused reading intervention to include TPRI interventions, reading comprehension toolkit, Read Naturally interventions, and interventions provided by our Master Reading Teacher. (Title I TA: 1,2,4) (Target Group: ECD, LEP, SPED, AtRisk, 3rd, 4th, 5th)	Campus Administrators, Cluster/Department Leaders, Master Reading Teachers, Strategists, Teachers	August 2017 - June 2018	(S)Local Funds - \$1,500	Summative - Improved cycle grades and reduced failure rate. (Data disaggregated by ED, at risk, LEP, special education, 504)
4. Provide job-embedded professional development in reading for teachers via planning protocol. Teachers shall use Planning Protocol Dashboard to access the district curriculum documents. (Title I SW: 1,2,3,4,8,9,10) (Title I TA: 1,2,3,4,5,6,7,8) (Target Group: All)	Campus Administrators, Cluster/Department Leaders, Curriculum Coordinators, Strategists	August-2017 to June-2018	(F)Title I	Summative - Summative-Formative Participation Log, CWT Summatives: Unit Assessments

# RUBEN CHAVIRA ELEMENTARY

- Goal 1.** The District shall maintain a safe environment, utilize quality curriculum and diverse instructional opportunities to ensure student achievement at the highest standards of excellence.
- Objective 3.** By June 2018, STAAR Writing scores will improve to 90% for all students.

Activity/Strategy	Person(s) Responsible	Timeline	Resources	Evaluation
1. Include writing components in other academic areas besides ELA in grades K-5 to support achievement in the 4th grade STAAR writing assessments to meet system safeguards. (Title I SW: 1,3) (Title I TA: 1) (Target Group: All, ECD)	Campus Administrators, Strategists, Teachers	August 2017 - June 2018	(S)Local Funds - \$0	Summative - Lesson Plans, Increase in student performance Reports through DMAC Walk Throughs
2. Target instruction for all students including at-risk, LEP, economically disadvantaged, 504 and Special Education students through Writer's Workshop, STAAR materials, journals, Saturday Camps, tutorials during school and after school, and staff development to meet system safeguards. (Title I SW: 2,3,4,9,10) (Title I TA: 1,3,4,5) (Target Group: All, ECD)	Campus Administrators, Cluster/Department Leaders, Teachers	August 2017- June 2018	(S)Local Funds - \$4,000	Summative - Improved unit grades and reduced failure rate.
3. Provide focused intervention and remediation in writing to at-risk students by providing Saturday Camps to meet system safeguards. (Title I TA: 1,3,5,8) (Target Group: All, ECD, 3rd, 4th, 5th)	Campus Administrators, Cluster/Department Leaders, Instructional Coaches, Teachers	August 2017 - May 2018	(S)Local Funds - \$1,500	Summative - Improved cycle grades and reduced failure rate. (Data disaggregated by ED, at risk, LEP, special education, 504)
4. Through the campus writing committee initiate the district writing plan by providing training, materials, and coaching to meet system safeguards. (Title I SW: 1,2,5,10) (Target Group: ECD)	Campus Administrators, Counselors, Curriculum Coordinators, Instructional Coaches, Librarian, Teachers	August 2017 - June 2018	(O)Local Districts - \$0	Summative - STAAR
5. Implement District Planning Protocol to plan and provide rigorous and engaging writing instruction to meet system safeguards. (Target Group: ECD)	Campus Administrators, Cluster/Department Leaders, Counselors, Instructional Coaches, Librarian, Teachers	August 2017 - June 2018	(O)Local Districts, (S)Local Funds - \$500	Summative - Formative and STAAR
6. Provide job-embedded professional development in Writing for teachers via planning protocol. Teachers shall use Planning Protocol Dashboard to access the district curriculum documents. (Title I SW: 1,2,3,4,8,9,10) (Title I TA: 3,5,6) (Target Group: All)	Campus Administrators, Cluster/Department Leaders, Curriculum Coordinators, Master Reading Teachers, Strategists	August- 2017 to June-2018	(F)Title I	Summative - Summative-Planning protocol (schedule and signature log)  Summative: Local assessments

# RUBEN CHAVIRA ELEMENTARY

- Goal 1.** The District shall maintain a safe environment, utilize quality curriculum and diverse instructional opportunities to ensure student achievement at the highest standards of excellence.
- Objective 4.** By June 2018, STAAR Science scores will improve to 90% for all students.

Activity/Strategy	Person(s) Responsible	Timeline	Resources	Evaluation
1. Provide hands on instruction in both science labs for all students to meet system safeguards. (Title I TA: 1) (Target Group: All, SPED)	Campus Administrators, Cluster/Department Leaders, Instructional Coaches, Teachers	August 2017 - June 2018	(S)Local Funds - \$4,000	Summative - Improved cycle grades and reduced failure rate. (Data disaggregated by ED, at risk, LEP, special education, 504)
2. Differentiate lab activities to address the needs of special ed students in science to meet system safeguards. (Title I SW: 1,2,3,8,10) (Target Group: SPED)	ARD Committee, Campus Administrators, Cluster/Department Leaders, Counselors, Curriculum Coordinators, Instructional Coaches, Teachers	August 2017 - June 2018	(S)Local Funds - \$500	Summative - STAAR TEST
3. Build academic science vocabulary throughout all grade levels by writing daily science journals to meet system safeguards. (Title I TA: 1,2,3,4,5,6,8) (Target Group: SPED)	Campus Administrators, Cluster/Department Leaders, Instructional Coaches, Teachers	August 2017- June 2018	(O)Local Districts - \$0, (S)Local Funds - \$800	Summative - Formatives, Summatives, Benchmarks and STAAR
4. Provide inclusion for special education students during science instruction in the classrooms/labs to provide support through one-on-one/small group by special ed teacher to meet system safeguards. (Title I TA: 1,2,3,4,5,6,8) (Target Group: SPED)	ARD Committee, Campus Administrators, Instructional Coaches, Teachers	August 2017 - June 2018	(S)Local Funds - \$0	Summative - Formatives, Summatives, Benchmarks and STAAR
5. Provide targeted instruction to students identified in need of intervention with small group instruction, after school tutorials, in-school tutorials, and Saturday Camps. (Title I SW: 1) (Target Group: All)	Campus Administrators, Teachers	August 2017- June 2018	(F)Title I, (S)Local Funds	Summative - Report cards, summative tests, AR reports, iStation reports.
6. Provide job-embedded professional development in science for teachers via planning protocol. Teachers shall use Planning Protocol Dashboard to access the district curriculum documents. (Title I SW: 1,2,3,4,5,8,9,10) (Title I TA: 3,4) (Target Group: All) (Strategic Priorities: 1,2,3,4)	Campus Administrators, Cluster/Department Leaders, Curriculum Coordinators, Master Reading Teachers, Strategists	August-2017 to June-2018	(F)Title I	Summative - Summative-Planning protocol (schedule and signature log)  Summative: Local assessments

# RUBEN CHAVIRA ELEMENTARY

**Goal 1.** The District shall maintain a safe environment, utilize quality curriculum and diverse instructional opportunities to ensure student achievement at the highest standards of excellence.

**Objective 5.** By June 2018, the percentage of students achieving LEVEL III STAAR scores will increase by 10%.

Activity/Strategy	Person(s) Responsible	Timeline	Resources	Evaluation
1. Increase academic performance of GT students on all STAAR assessments to include 100% distinguished performance in grades 3-5 through staff development. (Title I SW: 3,8,9) (Title I TA: 1) (Target Group: GT)	Campus Administrators, Teachers	August 2017 - June 2018	(F)Title I - \$0, (S)Local Funds - \$2,000	Summative - STAAR Scores

# RUBEN CHAVIRA ELEMENTARY

- Goal 1.** The District shall maintain a safe environment, utilize quality curriculum and diverse instructional opportunities to ensure student achievement at the highest standards of excellence.
- Objective 6.** By the end of the 2018 school year, Ruben Chavira Elementary will have a sound initiative in the education and prevention of bullying for all students.

Activity/Strategy	Person(s) Responsible	Timeline	Resources	Evaluation
1. RCE staff will implement classroom management plans and a campus wide management plan to monitor classroom and campus management. RCE staff and students will utilize the campus planner to maintain consistency and effective communication with parents and staff. (Title I SW: 1,2) (Target Group: All)	Campus Administrators, Counselors, Teachers	August 2017- June 2018	(S)Local Funds - \$1,000	Summative - Discipline Reports PEIMS Data Behavior Plans Decrease in Discipline Referrals
2. Provide guidance lessons based on grade level needs which include the teaching of the Six Pillars of Character in grades K-5 during enrichment periods/activity periods. (Red Ribbon Week) (Title I SW: 3) (Target Group: All)	Counselors	Once per Six Weeks August 2017 - June 2018	(S)Local Funds - \$1,000	Summative - Formative - Guidance Lessons Schedule Activity Period Schedule Lesson Plans Walk Throughs
3. Provide training to parents on identifying and dealing with bullying. (Title I SW: 3) (Target Group: All)	Parental Aides	One per Semester	(S)Local Funds - \$500	Summative - Training Agenda and Sign-In Sheet
4. Implement a character education program for all students. (Leader In Me) (Title I SW: 2) (Target Group: All)	Campus Administrators, Cluster/Department Leaders, Counselors, Teachers	August 2017 - June 2018	(S)Local Funds - \$0	Summative - RTime posters and banners in every classroom. Daily reminders during announcements. Reduction in office referrals.
5. RCE Staff will continue to utilize the KeepNTrack Security system for all visitors on campus; substitute teachers, visitors, and parents wear badges provided by the office upon signing in using the KeepNTrack system. (Title I SW: 6,10) (Title I TA: 8) (Target Group: All)	Attendance Staff, Campus Administrators, Parental Aides	August 2017 - June 2018	(S)Local Funds - \$200	Summative - KeepNTrack Reports Visibility of badges on campus

# RUBEN CHAVIRA ELEMENTARY

**Goal 1.** The District shall maintain a safe environment, utilize quality curriculum and diverse instructional opportunities to ensure student achievement at the highest standards of excellence.

**Objective 7.** By the end of 2018, the school's organization shall involve the recruitment and retention of 100% highly qualified staff (professional and paraprofessionals.)

Activity/Strategy	Person(s) Responsible	Timeline	Resources	Evaluation
1. Provide ongoing professional development and support for new teachers via mentor and/or cluster leader and planning protocol. (Title I SW: 1,2,3,4,5,8,9,10) (Title I TA: 6) (Target Group: All)	Campus Administrators, Cluster/Department Leaders, Curriculum Coordinators, Strategists, Teachers	August-2017 to June-2018	(S)Local Funds - \$500	Summative - Planning protocol (Schedule and signature log); DMAC (Forworks for CWT)  T-TESS and local assessment

# RUBEN CHAVIRA ELEMENTARY

**Goal 2.** The District shall be a steward of the community's resources - financial, human, facilities- and explore new opportunities for organizational efficiency and effectiveness.

**Objective 1.** Continue to impart high-quality professional development for all teachers.

Activity/Strategy	Person(s) Responsible	Timeline	Resources	Evaluation
1. Continue with implementation of planning protocol (job embedded professional development) and participation in subject-specific collaborative planning for horizontal and vertical alignment at the campus and district level. (Title I SW: 1,3,4,9,10) (Title I TA: 1,5,6) (Target Group: All)	Campus Administrators, Chief Instructional Officers, Cluster/Department Leaders, Curriculum Coordinators, Directors, Strategists	August, 2017 to June, 2018	(F)Title I	Summative - Summative-Documentation of teacher walkthroughs, sign in logs, planing guides or planning protocol documents and Dashboard usage reports.
2. Provide new or ongoing training for teachers in regards to hardware (I-Pads, ActivBoard, and Mob iView) (Title I SW: 2,4) (Title I TA: 1,4) (Target Group: All) (Strategic Priorities: 3)	Curriculum Coordinators	August-2017 to June 2018	(S)Local Funds	Summative - Summative-Star Chart
3. New training for teachers on the Texas Teacher Evaluation and Support System-TTESS. (Title I SW: 4,5) (Target Group: All)	Campus Administrators, Curriculum Coordinators, Directors, Teachers	August 2017 to June 2018	(S)Local Funds	Summative - Summative-Walkthrough Data Training log
4. Provide early literacy training for upper grade bilingual teachers. (Title I SW: 2,3,5) (Target Group: ESL, LEP)	Bilingual Department, Campus Administrators, Cluster/Department Leaders, Curriculum Coordinators, Directors, Master Reading Teachers, Strategists, Title I Coordinator	August 2017 to June 2018	(S)Local Funds	Summative - Summative-Reading Benchmarks  Local -developed assessments TELPAS Las Links Terra Nova daily grades
5. Provide opportunities for teachers to receive training on classroom management and discipline techniques for children who require tier 3 behavior interventions. (Title I SW: 3,4,9) (Target Group: AtRisk)	Campus Administrators, Counselors, Master Reading Teachers	August 2017 to June 2018	(S)Local Funds	Formative - Formative-Discipline referrals, Child Study documentation and grades.

# RUBEN CHAVIRA ELEMENTARY

**Goal 2.** The District shall be a steward of the community's resources - financial, human, facilities- and explore new opportunities for organizational efficiency and effectiveness.

**Objective 2.** By the end of 2018, 90%, of all federal, state, and local funds will be reviewed for optimal results regarding parental involvement activities, instructional programs and materials, professional development, and campus-wide reform strategies.

Activity/Strategy	Person(s) Responsible	Timeline	Resources	Evaluation
1. Ensure that funds are expended on the activities identified in the campus improvement plan, such as resource room/library supplies, books and subscriptions, custodial supplies, technology supplies, and postage. (Title I SW: 1,2,10) (Target Group: All)	Campus Administrators, Counselors, Teachers	August 2017 to June 2018	(S)Local Funds - \$5,720	Summative - Summative-Review campus improvement plan (CIP) with CPDM quarterly. Maintain documentation of CPDM meetings (agenda, sign in log, and minutes)  Achieved purchase orders.



# RUBEN CHAVIRA ELEMENTARY

**Goal 3.** The District shall provide meaningful and effective communication in a timely manner to all parents, students, staff and District Partners.

**Objective 1.** At the end of the 2018 school year, the attendance rate at Ruben Chavira Elementary will be at 98% or better via daily monitoring of attendance records, positive behavior support, enforcement of the compulsory attendance law, and accurate record keeping.

Activity/Strategy	Person(s) Responsible	Timeline	Resources	Evaluation
1. Ruben Chavira Elementary Attendance Committee will monitor and meet as necessary to review and establish intervention plans for students with excessive absences. (Title I SW: 1,2,6,9) (Target Group: All, AtRisk)	Attendance Staff, Campus Administrators, Counselors, Parental Aides, Parents, Teachers	August 2017 - June 2018	(F)Title I	Summative - Daily, weekly and unit cycle reports. Reduction in number of absences. Decrease in amount of referrals to Pupil Services.
2. The parents of Ruben Chavira Elementary will be active participants in the attendance process. Ruben Chavira Elementary will increase awareness of the importance of attendance law through orientations, newsletters, presentations and parent-teacher conferences. (Title I SW: 1,6,9) (Title I TA: 1,4) (Target Group: All)	Attendance Staff, Campus Administrators, Counselors, Parental Aides, Parents, PTO, Teachers	August 2017- June 2018	(F)Title I - \$1,000	Summative - Daily, weekly and unit cycle reports. Reduction in number of absences. Decrease in amount of referrals to Pupil Services.
3. Recognize and celebrate students, classes, and grade levels at Award Assemblies at the end of each Six-Weeks unit.  Perfect Attendance Certificates and Incentives. Trophy to the best attendance per grade level. SFDRCID Attendance Initiative (Title I SW: 1,2) (Title I TA: 1) (Target Group: All)	Attendance Staff, Campus Administrators, Parental Aides, Parents, PTO, Teachers	August 2017 - June 2018	(F)Title I - \$1,600	Summative - Daily, weekly and unit cycle reports. Reduction in number of absences. Decrease in amount of referrals to Pupil Services.
4. Recognize and celebrate classroom teachers for the efforts in promoting excellent student attendance on a daily basis.  All the teachers of the grade level with the best attendance at the end of each cycle will be rewarded with incentives. (Title I SW: 1,2,8,9) (Target Group: All)	Campus Administrators	August 2017 - June 2018	(F)Title I - \$750	Summative - Daily, weekly and unit cycle reports. Reduction in number of absences. Decrease in amount of referrals to Pupil Services.

# RUBEN CHAVIRA ELEMENTARY

**Goal 3.** The District shall provide meaningful and effective communication in a timely manner to all parents, students, staff and District Partners.

**Objective 2.** By June 2018, parent participation at Ruben Chavira Elementary will increase by 25%.

Activity/Strategy	Person(s) Responsible	Timeline	Resources	Evaluation
1. Ruben Chavira Elementary will continue to provide opportunities for parents/guardians to participate in their child's education through activities such as but not limited to: Meet the Teacher Orientations, Open House, and activities, Library-AR Nights, holiday celebrations, Career Day, Awards Assemblies, 5th Grade Promotion, Kinder Promotion, Art Night, PE Night, Musical events. (Title I SW: 3,6,9,10) (Title I TA: 7) (Target Group: All)	Campus Administrators, Counselors, Librarian, Parental Aides, Parents, PTO, Teachers	August 2017 - June 2018	(S)Local Funds - \$600	Summative - Activities completed Parent Sign-In Sheets Increase in parental involvement on campus
2. Provide ongoing communication to parents to relay information about events, activities, school functions, presentations and trainings via banners, brochures, newsletters, calendars, updated campus webpage, etc. in English and Spanish. (Title I SW: 3,6,9,10) (Title I TA: 7) (Target Group: All)	Campus Administrators, Cluster/Department Leaders, Counselors, Librarian, Parental Aides, PTO	August 2017- June 2018	(S)Local Funds - \$600	Summative - Completed and updated communication tools Increase in parental involvement
3. Provide training for parents to properly utilize Skyward as a means to periodically check student progress. (Title I TA: 7) (Target Group: All)	Campus Administrators, Parental Aides, Teachers	One per Semester and As requested	(S)Local Funds - \$200	Summative - Sign in sheets
4. Provide parents and community the opportunity to volunteer at Ruben Chavira Elementary via VIP Club (Very Important Parents). (Title I SW: 1,6,10) (Target Group: All)	Campus Administrators, Cluster/Department Leaders, Librarian, Master Reading Teachers, Parental Aides, Strategists, Teachers	August 2017 to June 2018	(S)Local Funds	Summative - Summative-Parent meetings, log ins, participation records, feedback

# RUBEN CHAVIRA ELEMENTARY

**Goal 3.** The District shall provide meaningful and effective communication in a timely manner to all parents, students, staff and District Partners.

**Objective 3.** Throughout the 2017-2018 school year, Ruben Chavira Elementary will provide opportunities for partnerships with civic, social and educational organizations for the educational enrichment of all students.

Activity/Strategy	Person(s) Responsible	Timeline	Resources	Evaluation
<p>1. Partner with Laughlin Air Force Base and "LEEP" (Laughlin Education Enrichment Program): Mentoring of At-Risk students by airmen and enlisted personnel.</p> <p>(socials and end-of-program visit to Laughlin) (Title I SW: 10) (Target Group: AtRisk, 4th, 5th)</p>	<p>Campus Administrators, Counselors</p>	<p>Sept. 2017- June 2018</p>	<p>(S)Local Funds - \$200</p>	<p>Summative - Mentor attendance logs</p>
<p>2. Partner with The City of Del Rio's Boys and Girls Club: Intramural Sports Program.</p> <p>(uniforms, facilities, parent volunteers) (Title I SW: 6,9,10) (Title I TA: 7) (Target Group: All)</p>	<p>Campus Administrators, City, Counselors, Parental Aides, Parents</p>	<p>August 2017 - June 2018</p>	<p>(S)Local Funds - \$100</p>	<p>Summative - Team rosters, Parent volunteer logs, Team results</p>
<p>3. Partner with Amistad National Park Service: Series of Educational Seminars emphasizing the Sciences</p> <p>(science labs and equipment) (Title I SW: 3,10) (Title I TA: 1,4,8) (Target Group: All, 2nd, 3rd, 4th, 5th)</p>	<p>Campus Administrators, Teachers</p>	<p>Sept 2017- June 2018</p>	<p>(S)Local Funds - \$0</p>	<p>Summative - Agendas, schedules, sign in logs, increased student performance</p>

# Resources

Resource	Source
No rows defined.	

# RUBEN CHAVIRA ELEMENTARY Site Base

Name	Position
Correa, Maria E. <i>M. Correa</i>	Principal
Escamilla, Debra <i>D. Escamilla</i>	Counselor
Heath, Patricia <i>P. Heath</i>	Kindergarten Leader
Hernandez, Brenda <i>B. Hernandez</i>	4th Grade Leader
Hernandez, Juanita <i>J. Hernandez</i>	Parent Representative
Hernandez, Patricia <i>P. Hernandez</i>	2nd Grade Leader
Medina, Bernice <i>B. Medina</i>	5th Grade Leader
San Miguel, Oscar	Business Community Leader
San Miguel, Sandra <i>S. San Miguel</i>	3rd Grade Leader
Smith, Mia <i>M. Smith</i>	Master Reading Teacher
Vazquez, Anna	Attendance Clerk
Vela-Ochoa, Karina <i>K. Vela-Ochoa</i>	Special Ed Teacher
White, Lynette <i>L. White</i>	1st Grade Leader

**TEXAS EDUCATION AGENCY**  
**2017 System Safeguards - Status Report**  
 RUBEN CHAVIRA EL (233901111) - SAN FELIPE-DEL RIO CISD

**CONFIDENTIAL**

	All Students	African American	Hispanic	White	American Indian	Asian	Pacific Islander	Two or More Races	Econ Disadv	Special Ed	ELL (Current & Monitored)	ELL +	Total Met	Total Eligible	Percent of Eligible Measures Met
<b>Performance Status - State</b>															
State Target	60%	60%	60%	60%	60%	60%	60%	60%	60%	60%	60%				
Reading	Y		Y						Y	N	N	n/a	3	5	60
Mathematics	Y		Y						Y	N	Y	n/a	4	5	80
Writing	Y		N						N			n/a	1	3	33
Science	Y		Y						Y			n/a	3	3	100
Social Studies												n/a	0	0	
<b>Total</b>													<b>11</b>	<b>16</b>	<b>69</b>

<b>Performance Status - Federal</b>															
Federal Target	91%	91%	91%	91%					91%	91%	91%				
Reading	N		N		n/a	n/a	n/a	n/a	N	N	N	n/a			
Mathematics	N		N		n/a	n/a	n/a	n/a	N	N	N	n/a			

<b>Participation Status</b>															
Target	95%	95%	95%	95%	95%	95%	95%	95%	95%	95%		95%			
Reading	Y		Y						Y	Y	n/a	Y	5	5	100
Mathematics	Y		Y						Y	Y	n/a	Y	5	5	100
<b>Total</b>													<b>10</b>	<b>10</b>	<b>100</b>

<b>Federal Graduation Status (Target: See Reason Codes)</b>															
Graduation Target Met											n/a		0	0	
Reason Code ***															
<b>Total</b>													<b>0</b>	<b>0</b>	

<b>District: Met Federal Limits on Alternative Assessments</b>															
Reading															
Alternate 1%	n/a														
Number Proficient	n/a														
Total Federal Cap Limit	n/a														
Mathematics															
Alternate 1%	n/a														
Number Proficient	n/a														
Total Federal Cap Limit	n/a														
<b>Total</b>															

<b>Overall Total</b>													<b>21</b>	<b>26</b>	<b>81</b>
----------------------	--	--	--	--	--	--	--	--	--	--	--	--	-----------	-----------	-----------

+ Participation uses ELL (Current), Graduation uses ELL (Ever HS).  
 \*\*\* Federal Graduation Rate Reason Codes:  
 a = Graduation Rate Goal of 90%                      c = Safe Harbor Target of a 10% decrease in difference from the prior year rate and the Goal  
 b = Four-year Graduation Rate Target of 88.5%      d = Five-year Graduation Rate Target of 91%  
 Blank cells above represent student group indicators that do not meet the minimum size criteria.  
 n/a Indicates the student group is not applicable to System Safeguards.

2017 System Safeguards - Performance and Participation Data Table  
 RUBEN CHAVIRA EL (233901111) - SAN FELIPE-DEL RIO CISD

	All Students	African American	Hispanic	White	American Indian	Asian	Pacific Islander	Two or More Races	Econ Disadv	Special Ed	ELL (Current & Monitored)	ELL (Current)
<b>Performance Rates</b>												
<b>Reading</b>												
# at Approaches Grade Level Standard	192	5	174	13	0	0	0	0	152	11	47	n/a
Total Tests	269	7	249	13	0	0	0	0	222	28	84	58
% at Approaches Grade Level Standard	71%	71%	70%	100%	-	-	-	-	68%	39%	56%	n/a
<b>Mathematics</b>												
# at Approaches Grade Level Standard	201	7	182	12	0	0	0	0	160	14	54	n/a
Total Tests	269	7	249	13	0	0	0	0	222	28	84	58
% at Approaches Grade Level Standard	75%	100%	73%	92%	-	-	-	-	72%	50%	64%	n/a
<b>Writing</b>												
# at Approaches Grade Level Standard	52	2	41	9	0	0	0	0	34	1	13	n/a
Total Tests	81	2	70	9	0	0	0	0	62	8	23	16
% at Approaches Grade Level Standard	64%	100%	59%	100%	-	-	-	-	55%	13%	57%	n/a
<b>Science</b>												
# at Approaches Grade Level Standard	64	3	60	1	0	0	0	0	55	3	14	n/a
Total Tests	95	3	91	1	0	0	0	0	82	11	23	19
% at Approaches Grade Level Standard	67%	100%	66%	100%	-	-	-	-	67%	27%	61%	n/a
<b>Social Studies</b>												
# at Approaches Grade Level Standard	0	0	0	0	0	0	0	0	0	0	0	n/a
Total Tests	0	0	0	0	0	0	0	0	0	0	0	0
% at Approaches Grade Level Standard	-	-	-	-	-	-	-	-	-	-	-	n/a
<b>Participation Rates</b>												
<b>Reading: 2016-2017 Assessments</b>												
Number Participating	295	7	273	15	0	0	0	0	244	28	n/a	76
Total Students	295	7	273	15	0	0	0	0	244	28	n/a	76
Participation Rate	100%	100%	100%	100%	-	-	-	-	100%	100%	n/a	100%
<b>Mathematics: 2016-2017 Assessments</b>												
Number Participating	293	7	271	15	0	0	0	0	242	28	n/a	74
Total Students	293	7	271	15	0	0	0	0	242	28	n/a	74
Participation Rate	100%	100%	100%	100%	-	-	-	-	100%	100%	n/a	100%

- Indicates there are no students in the group.  
 n/a Indicates the student group is not applicable to System Safeguards.

2017 System Safeguards - Graduation and Federal Limits Data Table

RUBEN CHAVIRA EL (233901111) - SAN FELIPE-DEL RIO CISD

	All Students	African American	Hispanic	White	American Indian	Asian	Pacific Islander	Two or More Races	Econ Disadv	Special Ed	ELL (Ever HS)	ELL (Current)
<b>Federal Graduation Rates</b>												
<b>4-year Longitudinal Cohort Graduation Rate (Gr 9-12): Class of 2016</b>												
Number Graduated	-	-	-	-	-	-	-	-	-	-	-	n/a
Total in Class	-	-	-	-	-	-	-	-	-	-	-	-
Graduation Rate	-	-	-	-	-	-	-	-	-	-	-	n/a
<b>4-year Longitudinal Cohort Graduation Rate (Gr 9-12): Class of 2015</b>												
Number Graduated	-	-	-	-	-	-	-	-	-	-	-	n/a
Total in Class	-	-	-	-	-	-	-	-	-	-	-	-
Graduation Rate	-	-	-	-	-	-	-	-	-	-	-	n/a
<b>5-year Extended Graduation Rate (Gr 9-12): Class of 2015</b>												
Number Graduated	-	-	-	-	-	-	-	-	-	-	-	n/a
Total in Class	-	-	-	-	-	-	-	-	-	-	-	-
Graduation Rate	-	-	-	-	-	-	-	-	-	-	-	n/a
<b>District: Met Federal Limits on Alternative Assessments</b>												
<b>Reading</b>												
Number Proficient	n/a											
Total Federal Cap Limit	n/a											
<b>Mathematics</b>												
Number Proficient	n/a											
Total Federal Cap Limit	n/a											

- Indicates there are no students in the group.  
n/a Indicates the student group is not applicable to System Safeguards.



# TEXAS EDUCATION AGENCY

## 2017 Accountability Summary

RUBEN CHAVIRA EL (233901111) - SAN FELIPE-DEL RIO CISD

### Accountability Rating

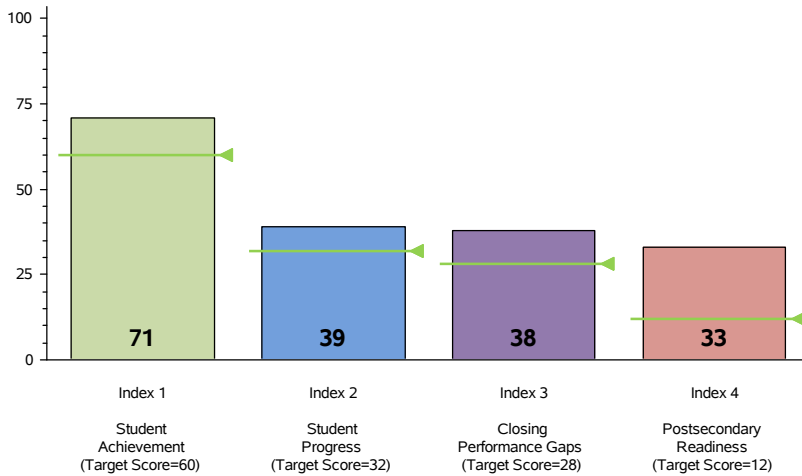
**Met Standard**

Met Standards on	Did Not Meet Standards on
<ul style="list-style-type: none"> <li>- Student Achievement</li> <li>- Student Progress</li> <li>- Closing Performance Gaps</li> <li>- Postsecondary Readiness</li> </ul>	<ul style="list-style-type: none"> <li>- NONE</li> </ul>
In 2017, to receive a Met Standard or Met Alternative Standard rating, districts and campuses must meet targets on three indexes: Index 1 or Index 2 and Index 3 and Index 4.	

### Distinction Designation

Academic Achievement in ELA/Reading	<b>NO DISTINCTION EARNED</b>
Academic Achievement in Mathematics	<b>NO DISTINCTION EARNED</b>
Academic Achievement in Science	<b>NO DISTINCTION EARNED</b>
Academic Achievement in Social Studies	<b>NOT ELIGIBLE</b>
Top 25 Percent Student Progress	<b>NO DISTINCTION EARNED</b>
Top 25 Percent Closing Performance Gaps	<b>NO DISTINCTION EARNED</b>
Postsecondary Readiness	<b>NO DISTINCTION EARNED</b>

### Performance Index Report



### Campus Demographics

Campus Type	Elementary
Campus Size	578 Students
Grade Span	KG - 05
Percent Economically Disadvantaged	81.3
Percent English Language Learners	30.3
Mobility Rate	15.7
Percent Served by Special Education	9.2
Percent Enrolled in an Early College High School Program	0.0

### Performance Index Summary

Index	Points Earned	Maximum Points	Index Score
1 - Student Achievement	509	714	71
2 - Student Progress	310	800	39
3 - Closing Performance Gaps	306	800	38
4 - Postsecondary Readiness			
STAAR Score	32.5		
Graduation Rate Score	N/A		
Graduation Plan Score	N/A		
Postsecondary Component Score	N/A		33

### System Safeguards

#### Number and Percentage of Indicators Met

Performance Rates	11 out of 16 = 69%
Participation Rates	10 out of 10 = 100%
Graduation Rates	N/A
<b>Total</b>	<b>21 out of 26 = 81%</b>

For further information about this report, please see the Performance Reporting website at <https://rptsvr1.tea.texas.gov/perfreport/account/2017/index.html>

**TEXAS EDUCATION AGENCY**  
**2017 System Safeguards - Status Report**  
 RUBEN CHAVIRA EL (233901111) - SAN FELIPE-DEL RIO CISD

**CONFIDENTIAL**

	All Students	African American	Hispanic	White	American Indian	Asian	Pacific Islander	Two or More Races	Econ Disadv	Special Ed	ELL (Current & Monitored)	ELL +	Total Met	Total Eligible	Percent of Eligible Measures Met
<b>Performance Status - State</b>															
State Target	60%	60%	60%	60%	60%	60%	60%	60%	60%	60%	60%				
Reading	Y		Y						Y	N	N	n/a	3	5	60
Mathematics	Y		Y						Y	N	Y	n/a	4	5	80
Writing	Y		N						N			n/a	1	3	33
Science	Y		Y						Y			n/a	3	3	100
Social Studies												n/a	0	0	
<b>Total</b>													<b>11</b>	<b>16</b>	<b>69</b>

<b>Performance Status - Federal</b>															
Federal Target	91%	91%	91%	91%					91%	91%	91%				
Reading	N		N		n/a	n/a	n/a	n/a	N	N	N	n/a			
Mathematics	N		N		n/a	n/a	n/a	n/a	N	N	N	n/a			

<b>Participation Status</b>															
Target	95%	95%	95%	95%	95%	95%	95%	95%	95%	95%		95%			
Reading	Y		Y						Y	Y	n/a	Y	5	5	100
Mathematics	Y		Y						Y	Y	n/a	Y	5	5	100
<b>Total</b>													<b>10</b>	<b>10</b>	<b>100</b>

<b>Federal Graduation Status (Target: See Reason Codes)</b>															
Graduation Target Met											n/a		0	0	
Reason Code ***															
<b>Total</b>													<b>0</b>	<b>0</b>	

<b>District: Met Federal Limits on Alternative Assessments</b>															
Reading															
Alternate 1%	n/a														
Number Proficient	n/a														
Total Federal Cap Limit	n/a														
Mathematics															
Alternate 1%	n/a														
Number Proficient	n/a														
Total Federal Cap Limit	n/a														
<b>Total</b>															

<b>Overall Total</b>													<b>21</b>	<b>26</b>	<b>81</b>
----------------------	--	--	--	--	--	--	--	--	--	--	--	--	-----------	-----------	-----------

+ Participation uses ELL (Current), Graduation uses ELL (Ever HS).  
 \*\*\* Federal Graduation Rate Reason Codes:  
 a = Graduation Rate Goal of 90%                      c = Safe Harbor Target of a 10% decrease in difference from the prior year rate and the Goal  
 b = Four-year Graduation Rate Target of 88.5%      d = Five-year Graduation Rate Target of 91%  
 Blank cells above represent student group indicators that do not meet the minimum size criteria.  
 n/a Indicates the student group is not applicable to System Safeguards.

2017 System Safeguards - Performance and Participation Data Table  
 RUBEN CHAVIRA EL (233901111) - SAN FELIPE-DEL RIO CISD

	All Students	African American	Hispanic	White	American Indian	Asian	Pacific Islander	Two or More Races	Econ Disadv	Special Ed	ELL (Current & Monitored)	ELL (Current)
<b>Performance Rates</b>												
<b>Reading</b>												
# at Approaches Grade Level Standard	192	5	174	13	0	0	0	0	152	11	47	n/a
Total Tests	269	7	249	13	0	0	0	0	222	28	84	58
% at Approaches Grade Level Standard	71%	71%	70%	100%	-	-	-	-	68%	39%	56%	n/a
<b>Mathematics</b>												
# at Approaches Grade Level Standard	201	7	182	12	0	0	0	0	160	14	54	n/a
Total Tests	269	7	249	13	0	0	0	0	222	28	84	58
% at Approaches Grade Level Standard	75%	100%	73%	92%	-	-	-	-	72%	50%	64%	n/a
<b>Writing</b>												
# at Approaches Grade Level Standard	52	2	41	9	0	0	0	0	34	1	13	n/a
Total Tests	81	2	70	9	0	0	0	0	62	8	23	16
% at Approaches Grade Level Standard	64%	100%	59%	100%	-	-	-	-	55%	13%	57%	n/a
<b>Science</b>												
# at Approaches Grade Level Standard	64	3	60	1	0	0	0	0	55	3	14	n/a
Total Tests	95	3	91	1	0	0	0	0	82	11	23	19
% at Approaches Grade Level Standard	67%	100%	66%	100%	-	-	-	-	67%	27%	61%	n/a
<b>Social Studies</b>												
# at Approaches Grade Level Standard	0	0	0	0	0	0	0	0	0	0	0	n/a
Total Tests	0	0	0	0	0	0	0	0	0	0	0	0
% at Approaches Grade Level Standard	-	-	-	-	-	-	-	-	-	-	-	n/a
<b>Participation Rates</b>												
<b>Reading: 2016-2017 Assessments</b>												
Number Participating	295	7	273	15	0	0	0	0	244	28	n/a	76
Total Students	295	7	273	15	0	0	0	0	244	28	n/a	76
Participation Rate	100%	100%	100%	100%	-	-	-	-	100%	100%	n/a	100%
<b>Mathematics: 2016-2017 Assessments</b>												
Number Participating	293	7	271	15	0	0	0	0	242	28	n/a	74
Total Students	293	7	271	15	0	0	0	0	242	28	n/a	74
Participation Rate	100%	100%	100%	100%	-	-	-	-	100%	100%	n/a	100%

- Indicates there are no students in the group.  
 n/a Indicates the student group is not applicable to System Safeguards.

2017 System Safeguards - Graduation and Federal Limits Data Table

RUBEN CHAVIRA EL (233901111) - SAN FELIPE-DEL RIO CISD

	All Students	African American	Hispanic	White	American Indian	Asian	Pacific Islander	Two or More Races	Econ Disadv	Special Ed	ELL (Ever HS)	ELL (Current)
<b>Federal Graduation Rates</b>												
<b>4-year Longitudinal Cohort Graduation Rate (Gr 9-12): Class of 2016</b>												
Number Graduated	-	-	-	-	-	-	-	-	-	-	-	n/a
Total in Class	-	-	-	-	-	-	-	-	-	-	-	-
Graduation Rate	-	-	-	-	-	-	-	-	-	-	-	n/a
<b>4-year Longitudinal Cohort Graduation Rate (Gr 9-12): Class of 2015</b>												
Number Graduated	-	-	-	-	-	-	-	-	-	-	-	n/a
Total in Class	-	-	-	-	-	-	-	-	-	-	-	-
Graduation Rate	-	-	-	-	-	-	-	-	-	-	-	n/a
<b>5-year Extended Graduation Rate (Gr 9-12): Class of 2015</b>												
Number Graduated	-	-	-	-	-	-	-	-	-	-	-	n/a
Total in Class	-	-	-	-	-	-	-	-	-	-	-	-
Graduation Rate	-	-	-	-	-	-	-	-	-	-	-	n/a
<b>District: Met Federal Limits on Alternative Assessments</b>												
<b>Reading</b>												
Number Proficient	n/a											
Total Federal Cap Limit	n/a											
<b>Mathematics</b>												
Number Proficient	n/a											
Total Federal Cap Limit	n/a											

- Indicates there are no students in the group.  
n/a Indicates the student group is not applicable to System Safeguards.

# TEXAS EDUCATION AGENCY

## 2017 Accountability Summary

RUBEN CHAVIRA EL (233901111) - SAN FELIPE-DEL RIO CISD

### Accountability Rating

**Met Standard**

#### Met Standards on

- Student Achievement
- Student Progress
- Closing Performance Gaps
- Postsecondary Readiness

#### Did Not Meet Standards on

- NONE

In 2017, to receive a Met Standard or Met Alternative Standard rating, districts and campuses must meet targets on three indexes: Index 1 or Index 2 and Index 3 and Index 4.

### Distinction Designation

#### Academic Achievement in ELA/Reading

NO DISTINCTION EARNED

#### Academic Achievement in Mathematics

NO DISTINCTION EARNED

#### Academic Achievement in Science

NO DISTINCTION EARNED

#### Academic Achievement in Social Studies

NOT ELIGIBLE

#### Top 25 Percent Student Progress

NO DISTINCTION EARNED

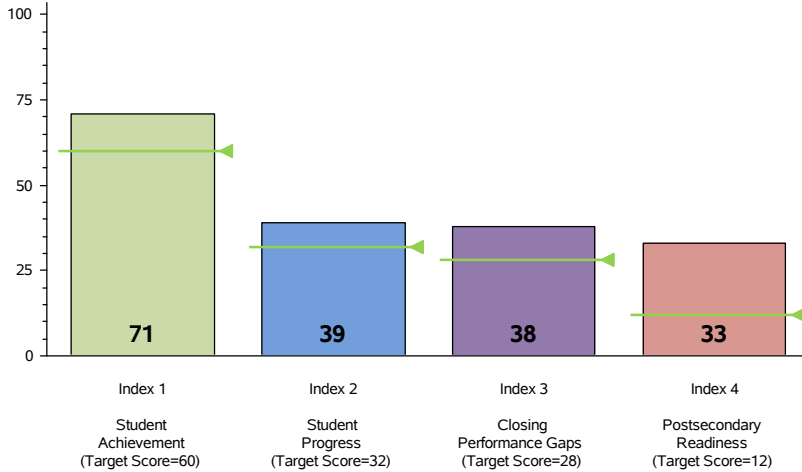
#### Top 25 Percent Closing Performance Gaps

NO DISTINCTION EARNED

#### Postsecondary Readiness

NO DISTINCTION EARNED

### Performance Index Report



### Campus Demographics

Campus Type	Elementary
Campus Size	578 Students
Grade Span	KG - 05
Percent Economically Disadvantaged	81.3
Percent English Language Learners	30.3
Mobility Rate	15.7
Percent Served by Special Education	9.2
Percent Enrolled in an Early College High School Program	0.0

### Performance Index Summary

Index	Points Earned	Maximum Points	Index Score
1 - Student Achievement	509	714	71
2 - Student Progress	310	800	39
3 - Closing Performance Gaps	306	800	38
4 - Postsecondary Readiness			
STAAR Score	32.5		
Graduation Rate Score	N/A		
Graduation Plan Score	N/A		
Postsecondary Component Score	N/A		33

### System Safeguards

#### Number and Percentage of Indicators Met

Performance Rates	11 out of 16 = 69%
Participation Rates	10 out of 10 = 100%
Graduation Rates	N/A
<b>Total</b>	<b>21 out of 26 = 81%</b>

For further information about this report, please see the Performance Reporting website at <https://rptsvr1.tea.texas.gov/perfreport/account/2017/index.html>

**TEXAS EDUCATION AGENCY**  
**2017 Accountability Summary**  
 RUBEN CHAVIRA EL (233901111) - SAN FELIPE-DEL RIO CISD

**Accountability Rating**

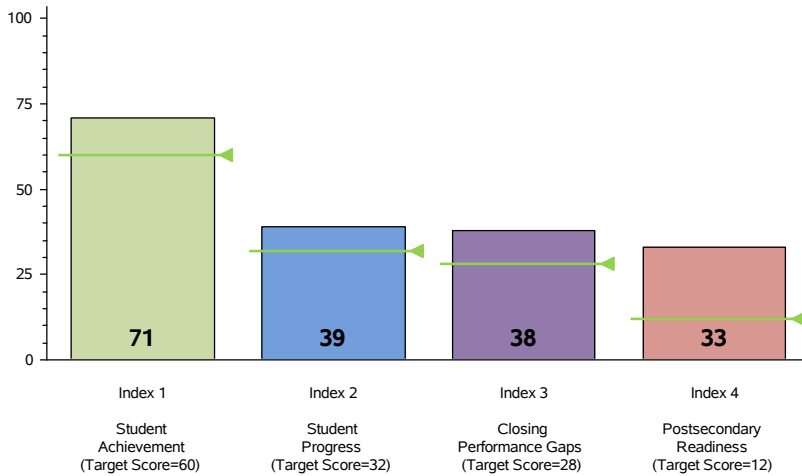
**Met Standard**

Met Standards on	Did Not Meet Standards on
- Student Achievement - Student Progress - Closing Performance Gaps - Postsecondary Readiness	- NONE
In 2017, to receive a Met Standard or Met Alternative Standard rating, districts and campuses must meet targets on three indexes: Index 1 or Index 2 and Index 3 and Index 4.	

**Distinction Designation**

Academic Achievement in ELA/Reading
NO DISTINCTION EARNED
Academic Achievement in Mathematics
NO DISTINCTION EARNED
Academic Achievement in Science
NO DISTINCTION EARNED
Academic Achievement in Social Studies
NOT ELIGIBLE
Top 25 Percent Student Progress
NO DISTINCTION EARNED
Top 25 Percent Closing Performance Gaps
NO DISTINCTION EARNED
Postsecondary Readiness
NO DISTINCTION EARNED

**Performance Index Report**



**Campus Demographics**

Campus Type	Elementary
Campus Size	578 Students
Grade Span	KG - 05
Percent Economically Disadvantaged	81.3
Percent English Language Learners	30.3
Mobility Rate	15.7
Percent Served by Special Education	9.2
Percent Enrolled in an Early College High School Program	0.0

**Performance Index Summary**

Index	Points Earned	Maximum Points	Index Score
1 - Student Achievement	509	714	71
2 - Student Progress	310	800	39
3 - Closing Performance Gaps	306	800	38
4 - Postsecondary Readiness			
STAAR Score	32.5		
Graduation Rate Score	N/A		
Graduation Plan Score	N/A		
Postsecondary Component Score	N/A		33

**System Safeguards**

**Number and Percentage of Indicators Met**

Performance Rates	11 out of 16 = 69%
Participation Rates	10 out of 10 = 100%
Graduation Rates	N/A
<b>Total</b>	<b>21 out of 26 = 81%</b>

For further information about this report, please see the Performance Reporting website at <https://rptsvr1.tea.texas.gov/perfreport/account/2017/index.html>