

Introducing

A stylized black microphone with a dotted grille and a flame-like graphic in orange and yellow behind it.

Flocabulary

Reminder...



Tool to promote
student
engagement



To be used at
teacher's discretion

You'll leave this training knowing...



What is
Flocabulary?



How to manage &
use Flocabulary






How to use
lesson resources






How to create
student accounts




Educational HIP-HOP

-  Online library of 700+ educational hip-hop videos for all subjects, grades K-12
-  Activities and assignments that promote higher-level thinking and creativity
-  Improves your students' vocabulary acquisition, reading and writing skills, and mastery of core content

How?

-  Music forms long-lasting relationships to academic content (Wallace and Rubin, 1998).
-  Music facilitates the encoding and retrieval of sequential verbal information (Wolfe and Horn, 1993; Shehan, 1981; Wallace, 1994).
-  The use of music for comprehension of non-musical content has shown to be beneficial for students with learning disabilities (Kern et. al, 2007; Thaut et. al 2014).

Why Rap?

-  Our brain is evolved to use music, rhyme and meter to memorize stories and facts .
-  Rap is particularly effective at delivering lots of content relatively quickly.
-  Music evokes emotion and emotion enhances learning.

Subjects Review

Social Studies

Grades K to 12

Engage students across the social studies curriculum.

U.S. History, Ancient World History, Modern World History, Civics and Geography.

Language Arts

Grades K to 12

From nouns and verbs to research skills and argumentative essays.

Flocabulary's language arts units reinforce key concepts for all grades.

Vocabulary

Grades K to 8

Teach interdisciplinary Tier-2 words with Flocabulary's award-winning *Word Up* program.

Math

Grades K to 8

Whether reinforcing core concepts or introducing something new you'll find a range of topics.

Science

Grades K to 12

Make science come alive in your classroom with our engaging videos and activities for Earth science, life science, physics and chemistry.



How do I **find**
resources and use
Flocabulary?



Finding Subject Content

The screenshot shows the Flocabulary website interface. At the top left is the Flocabulary logo. To its right are navigation links: "Songs & Videos", "Lesson Resources", and "My Classes". A search icon is circled in orange. On the top right, the user name "Emily" is displayed next to a star icon and a help icon. Below the navigation is a grid of subject categories: Language Arts (Grades K to 12), Math (Grades K to 8), Science (Grades K to 12), Social Studies (Grades K to 12), Life Skills (Grades K to 12), and Vocabulary (Grades K to 12). Below these is a "Current Events" section (Grades K to 12) and an illustration of school supplies. On the right side, there are sections for "My Classes" (with a "View all" link), "My Favorites" (with a "View all" link and a list of items: "Much Ado About Nothing", "Dracula Junior", "Pythagorean Theorem", "Jefferson vs Hamilton"), and "Announcements" (with a "View All" link and a link "New look for our unit pages!" dated 4/13/2016). At the bottom left, there are "WEEK IN RAP" and "WEEK IN RAP JUNIOR" sections with images of penguins and Earth. On the bottom right, there is a "Lesson Resources" section with links for "Standards Alignment", "Month by Month", and "Writing Academic Rhymes". Orange circles and lines highlight the search icon, the Science category, the "View all" link for My Favorites, the "Standards Alignment" link, and the "Month by Month" link.

Search

Browse by subject

Favorites

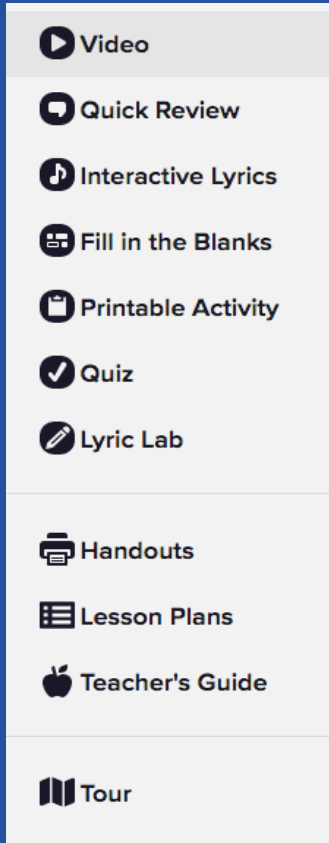
Find standards-aligned content

Seasonal resources

The Lesson Sequence

- 1 Watch the Video: it all starts with the video!
- 2 Quick Review: immediate check for understanding
- 3 Interactive Lyrics: for reading comprehension practice
- 4 Fill-in-the-Blanks: for vocabulary and key term practice
- 5 Assess for end-of-unit comprehension check

Additional Resources



Each video has a sidebar containing:

✓ The Lesson Sequence

✓ Handouts / Printable Activities


✓ Lesson Plans


✓ Teacher's Guide


✓ Lyric Lab (NEW!)

Flocabulary Support

Songs & Videos


Language Arts Grades K to 12	Math Grades K to 8	Science Grades K to 12
Social Studies Grades K to 12	Life Skills Grades K to 12	Vocabulary Grades K to 12
Current Events Grades K to 12		

WEEK IN RAP

January 15, 2016
[Enter Contest](#)

WEEK IN RAP JUNIOR

January 15, 2016
[Enter Contest](#)

Lesson Resources

- [CCSS Finder](#)
- [Month by Month](#)
- [Writing Academic Rhymes](#)

[Support](#) 

Have a question?

Check out the support page.



How do I create
my teacher
account?



Create or Register Your Account

Enter the following link into your browser and enter your school email address when prompted:

<https://flocabulary.com/signup/join/district/san-felipe-del-rio-cisd/>

If you are new to Flocabulary, you will be prompted to set up an account.

If you've ever set up a trial or paid Flocabulary account before, enter your email address, and you will be prompted to enter your password.

Your Teacher Account

- This is your teacher account, and it is just for you! Students will create accounts using a separate process.
- You can log-in with any internet-enabled device: laptop, smartphone, tablet, etc.
- You can “favorite” videos, view student results, and assign quizzes with this log-in.

Temporary Account

Username: rpena851@gmail.com

Password: sfdrcisd

How do I **create**
a **class** and add
my **students**?



Create a Class

- Hover your cursor over your name in the upper right, and click **My Classes**.
- Click **Add Class**. Each class you add will be assigned a class code, which students will use to sign up.

The screenshot displays the Flocabulary user interface. At the top, the navigation bar includes the Flocabulary logo, menu items for 'Songs & Videos', 'Lesson Resources', and 'My Classes' (with a 'NEW' badge), and a search icon. The user's name 'Shirley' is visible in the top right corner. Below the navigation bar, there are tabs for 'My Classes', 'My School', and 'My Profile'. The main content area is titled 'My Classes' and features a help icon and the text 'How do students sign up for a class?'. A class card for '3rd Period' is shown, containing 'Math | Grade 7', '25 Students', and 'Class Code MZBOZR'. At the bottom of the card area is a dashed box containing a '+ Add Class' button, which is highlighted by an orange arrow.

Assigning Quizzes

Teacher Front-of-Classroom Edition

[Start Quiz](#)

After you've **watched the video**, done the **quick review**, and read the **interactive lyrics**, test your students' understanding with this **quiz**.

As a teacher, your results on the quiz will not be saved if you leave the page.

[Learn More](#)

[Print Quiz](#)

[Print Answer Key](#)

Assign Quiz

Class

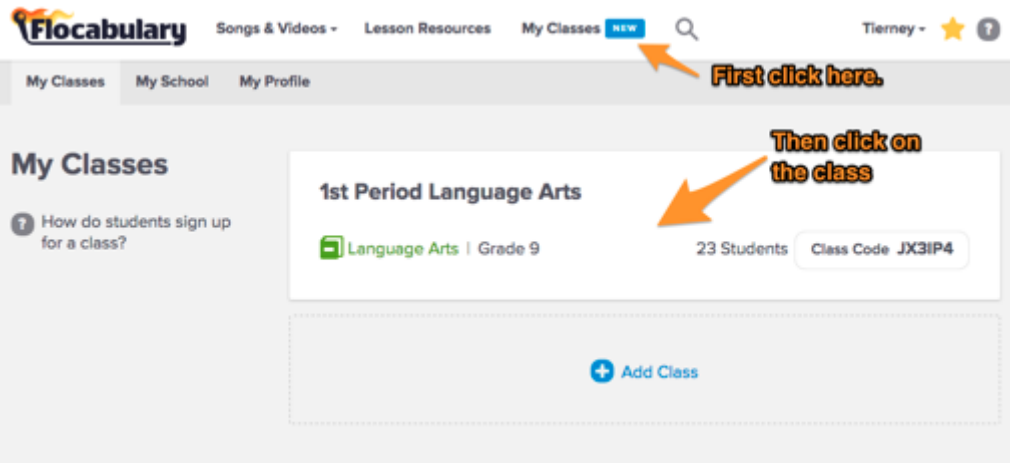
Due Date (optional)

[Assign Quiz](#)

- To assign a quiz, visit the unit page and toggle to the **Quiz** tab.
- Select your class. Add an optional due date here as well.

Review Student Results

- You can check up on which of your students have completed a quiz, look at class-wide and individual scores, and see an individual student's quiz history and overall average.
- First, visit **My Classes** and then click on the class you'd like to see.



The screenshot shows the Flocabulary website interface. At the top, the navigation bar includes 'Songs & Videos', 'Lesson Resources', and 'My Classes' (highlighted with a blue 'NEW' badge). A search icon and the user's name 'Tierney' are also visible. Below the navigation bar, there are tabs for 'My Classes', 'My School', and 'My Profile'. The main content area is titled 'My Classes' and features a card for '1st Period Language Arts'. This card displays 'Language Arts | Grade 9', '23 Students', and 'Class Code JX3IP4'. An 'Add Class' button is located at the bottom of the page. Two orange arrows with text annotations provide instructions: 'First click here.' points to the 'My Classes' navigation item, and 'Then click on the class' points to the '1st Period Language Arts' class card.

Review Student Results

- Click on the quiz you'd like to review

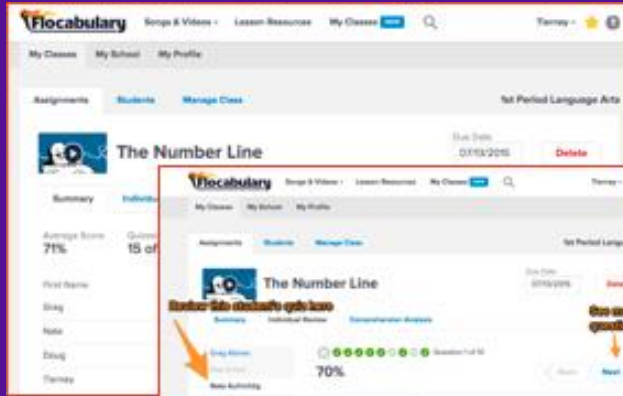
The screenshot shows the Flocabulary interface with the following details:

- Header:** Flocabulary logo, navigation links (Songs & Videos, Lesson Resources, My Classes), user name (Tierney), and a search icon.
- Sub-headers:** My Classes, My School, My Profile.
- Page Title:** 1st Period Language Arts.
- Navigation:** Assignments, Students, Manage Class.
- Help:** How do I assign a quiz?
- Quiz 1:**
 - Thumbnail:** A man with a play button icon.
 - Average Score:** 71%
 - Quizzes Completed:** 15 of 23
 - Due:** 7/13/2015
 - Score Distribution:**

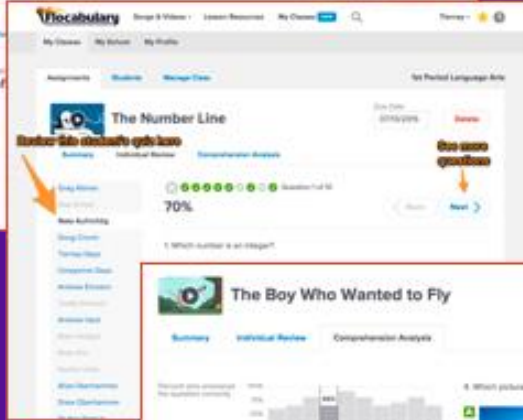
Score Range	Count
90-100	2
80-89	4
70-79	5
60-69	3
<59	1
 - Action:** Review >
- Quiz 2:**
 - Thumbnail:** Two people with a magnifying glass over the text "What Is Science?".
 - Average Score:** 74%
 - Quizzes Completed:** 13 of 23
 - Due:** 7/13/2015
 - Score Distribution:**

Score Range	Count
90-100	4
80-89	4
70-79	1
60-69	2
<59	2

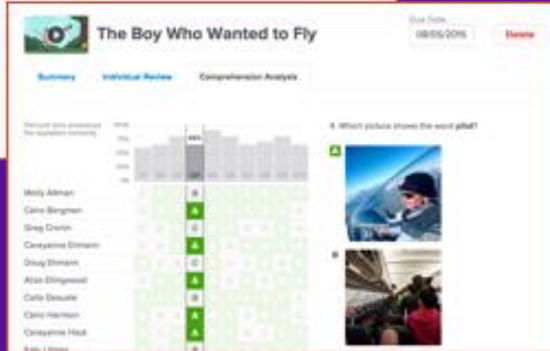
Review Student Results



1. View your class scores.



2. Review individual performance.



3. Analyze student comprehension.

Review Student Results

You can also view how a class is doing on the whole...

First Name	Last Name	Username	Quizzes	Average Score
Greg	Altman	anta-26-junior-pupil	2 / 5	65%
Alex	Amani	anta-25-junior-pupil	2 / 5	77%
Nate	Aufichtig	anta-24-junior-pupil	3 / 5	75%
Doug	Conin	anta-36-junior-pupil	2 / 5	65%
Tierney	Deyo	anta-30-junior-pupil	4 / 5	76%

Alex Amani
Average Score: 77% (2 of 5)
Username: anta-25-junior-pupil

Not attempted

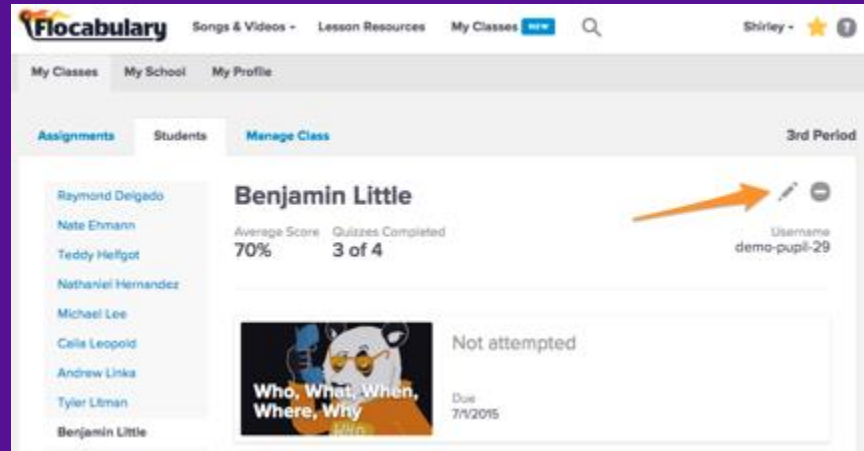
Score: 80% (6/7)

Review




...and how an individual student is doing overall.

Managing Student Accounts

- If you need to change a student's username or password, visit the student's review page from the previous slide.
- Click on the pencil image to edit. Make sure to let the student know about the changes!



The screenshot shows the Flocabulary 'Manage Class' interface. At the top, there are navigation links for 'Songs & Videos', 'Lesson Resources', and 'My Classes'. The user 'Shirley' is logged in. Below the navigation, there are tabs for 'My Classes', 'My School', and 'My Profile'. The 'Manage Class' tab is active, showing a list of students on the left and details for 'Benjamin Little' on the right. An orange arrow points to a pencil icon next to the student's name, indicating the edit function. The student's details include an average score of 70%, 3 of 4 quizzes completed, and a username of 'demo-pupil-29'. Below the details, there is a section for a quiz titled 'Who, What, When, Where, Why' with a due date of 7/1/2015, which has not been attempted.

Flocabulary Songs & Videos - Lesson Resources My Classes **new**  Shirley -  



My Classes My School My Profile


Assignments Students **Manage Class** 3rd Period

Raymond Delgado
Nate Ehmann
Teddy Helfgot
Nathan'el Hernandez
Michael Lee
Celia Leopold
Andrew Linka
Tyler Litman
Benjamin Little

Benjamin Little

Average Score **70%** Quizzes Completed **3 of 4**

  Username **demo-pupil-29**

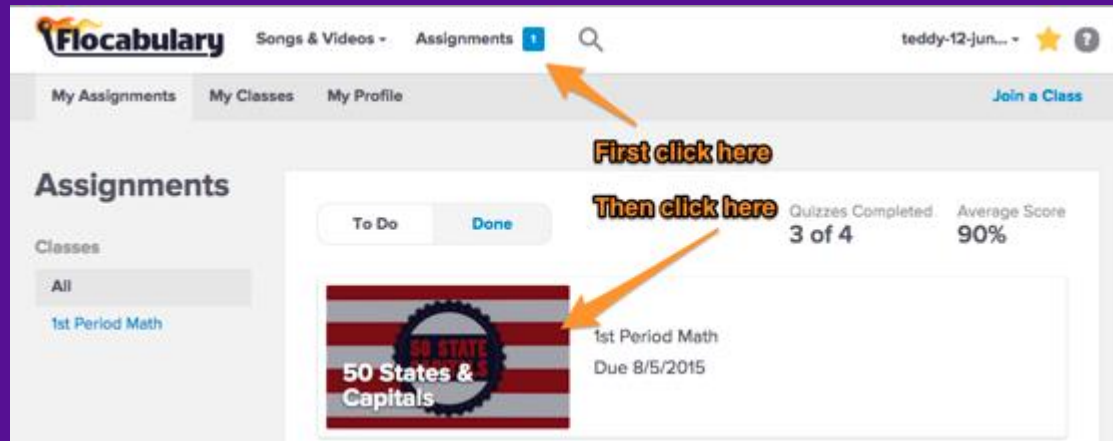
 **Who, What, When, Where, Why** Not attempted Due **7/1/2015**

How can my students use Flocabulary?



Completing Assigned Quizzes

- When students login, they will see a notification next to assignments if they have a quiz to take.
- When they click into assignments, they can view all completed and pending assignments.

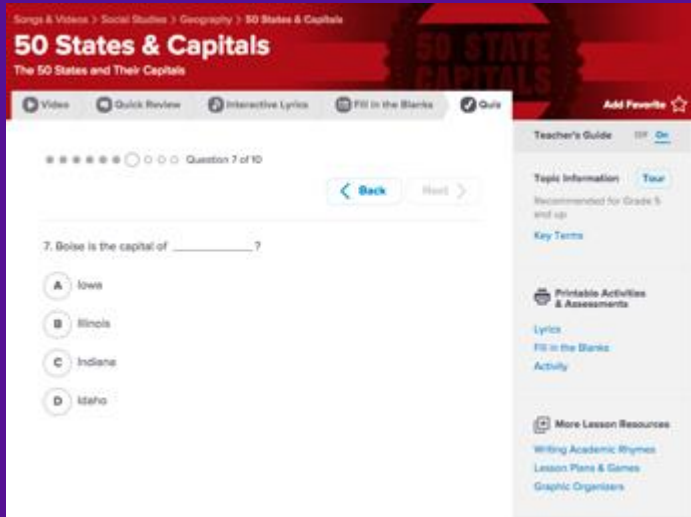


The screenshot shows the Flocabulary website interface. At the top, the logo "Flocabulary" is on the left, and navigation links for "Songs & Videos", "Assignments", and a search icon are in the center. On the right, the user's name "teddy-12-jun..." is displayed with a star and a question mark icon. Below the navigation bar, there are tabs for "My Assignments", "My Classes", and "My Profile", along with a "Join a Class" button. The main content area is titled "Assignments" and features a "To Do" and "Done" filter. On the right side of this area, it shows "Quizzes Completed: 3 of 4" and "Average Score: 90%". A list of assignments is shown below, with one assignment titled "50 States & Capitals" under the class "1st Period Math", which is due on "8/5/2015". Two orange arrows point to specific elements: one points to the notification icon next to the "Assignments" link in the top navigation bar, and the other points to the assignment card for "50 States & Capitals".

First click here

Then click here

Completing Assigned Quizzes



- When they click on a quiz, they will be taken to the unit page. They can review the video and lyrics before navigating to the quiz tab to complete the quiz.

Let's Wrap Up...

Launching Flocabulary in your Classroom

https://nearpod.zoom.us/recording/share/qW5-5Cmbus6-WzVNF_T2oyuZW3SGVPUUPq1bODj3_-ywlumekTziMw?startTime=1569880859000

Collaborative Groups

Each campus will receive a 2nd Six Weeks Planning Guide.

Search for lyrics that can support instructional delivery

Share with the rest of the group



Thank You !



time for a break