


Del Rio High School Health Science Academy (P-TECH)

Student Artifacts

2020 – 2021 School Year

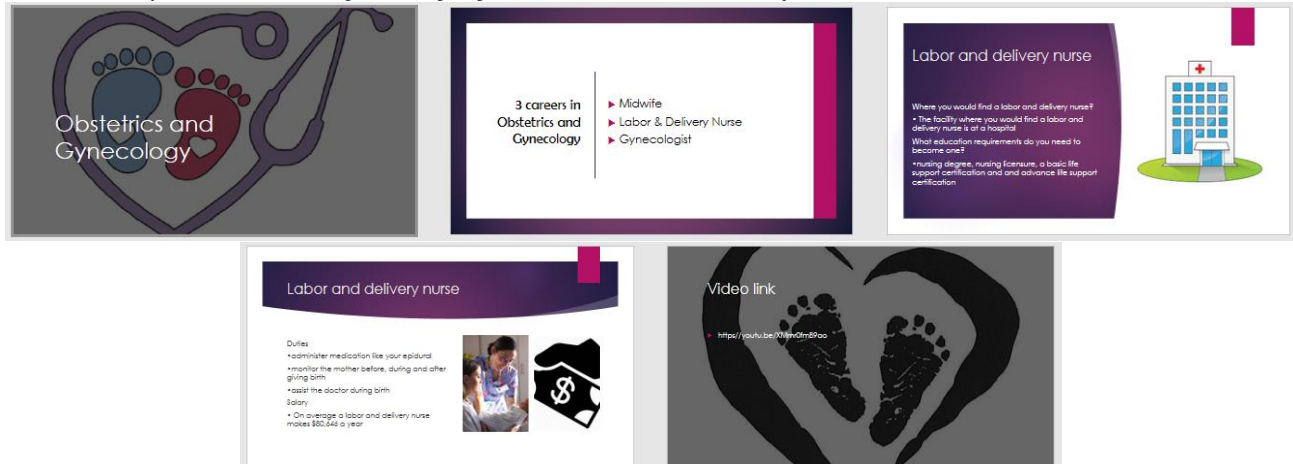


Cohort 2 – (9th graders) Class of 2024

Principles of Health Science

Specialties in Health Care (Fall 2020 Assignment) - In PowerPoint presentation give an overview of the specialty of your choice. List 3 optional careers in that medical branch. Pick 1 that you are interested in and provide:

- facilities in healthcare that you would see your specialty in
- education requirements
- 3 duties
- salary
- provide a link of a brief informational video with your career choice



Graffiti Artwork Assignment (Spring 2021 Assignment) - Pick one time period discussed in class: the Dark Ages, Middle Ages, or Renaissance time period. Create graffiti art by hand or digitally showing the time period of your choice. You are to fill the entire document/sheet with words and drawings in graffiti style. Your art must include the title of the time picked and your grade will be based on the creative colorful illustration of it.

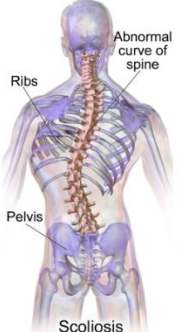
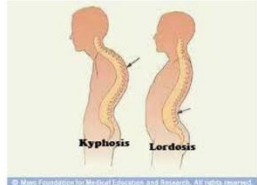
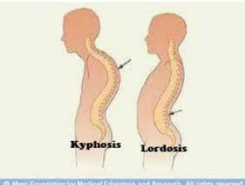
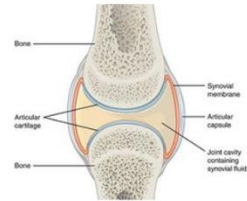


Cohort 1 – (10th graders) Class of 2023

Medical Terminology

Frayer Model (Fall 2020 Assignment) - Use 8 of the 15 Key word parts to create this assignment. Use your own words /complete sentences in making a new sentence with the word that you provided. Sentences must make sense and spelling must be correct in order to receive full credit.

Chapter 3 Word Parts

<p>Word Part- scoli/o: combining form</p> <p>Define- curved, bent</p> <p>Sentence- she has a severe case of Scoliosis.</p> <p>Picture-</p> 	<p>Word Part- kyph/o: combining form</p> <p>Define- hump</p> <p>Sentence- kyphoscoliosis is a medical disease where the spine is deformed in 2 different ways.</p> <p>Picture-</p> 
<p>Word Part- lord/o: combining form</p> <p>Define- swayback</p> <p>Sentence- lordoscoliosis is a back-ward and lateral curve of the spine</p> <p>Picture-</p> 	<p>Word Part- -synovi/a, synov/o</p> <p>Define-synovial membrane, synovial fluid</p> <p>Sentence- the synovial fluid is a part of the body</p> <p>Picture-</p> 

Lymphatic Immune/Patho Visual (Spring 2021 Assignment) - Pick a disease discussed in the Pathology of Lymphatic Sys notes to illustrate. Your visual representation of the pathological issues must be creative, colorful, and aesthetically pleasing to the eye. Define the disease in 3-5 words. Draw what is occurring internally to cause the disease. Include 3 s/s both visually and verbally.

VARICELLA (CHICKENPOX)

WHAT IS VARICELLA?
 Varicella, also known as Chickenpox, is a highly contagious viral infection. It causes a rash with hundreds of itchy, fluid-filled blisters that burst and crust over. There is currently a vaccine to prevent this virus, and it is rarely seen today. However, if you do get the Varicella virus there are pharmacy remedies that can alleviate symptoms. Some ways it can be spread are saliva and skin to skin contact.

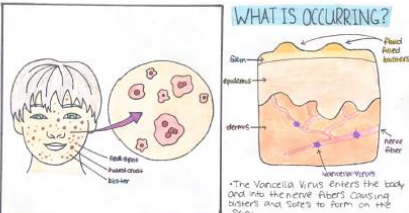
WHAT IS OCCURRING?
 The Varicella virus enters the body and then the nerve fibers causing blisters and sores to form on the skin.

SIGNS

- blisters
- scabs
- red spots

SYMPTOMS

- loss of appetite
- fatigue/tiredness
- itching



MUMPS

SYMPTOMS OF MUMPS USUALLY APPEAR WITHIN TWO WEEKS OF EXPOSURE TO VIRUS

HEAD ACHES **BODYACHE** **LOSS OF APPETITE**

DESCRIPTION: INFECTION AFFECTING SALIVARY GLANDS

VIRUS SWOLLEN GLAND